



Ministry of Cooperation | सहकारिता मंत्रालय  
Government of India | भारत सरकार

# CRCS Refund Portal

---

**DEPOSITOR FLOW**

Kindly visit CRCS Refund Portal  
website

---

**[www.mocrefund.crcs.gov.in](http://www.mocrefund.crcs.gov.in)**

# Home Page

भारत सरकार GOVERNMENT OF INDIA

English Hindi



## CRCS - SAHARA REFUND PORTAL

( For Refunding Depositors of Sahara Group of Cooperative Societies )

1. Sahara Credit Cooperative Society Limited, Lucknow. 2. Saharayan Universal Multipurpose Society Limited, Bhopal. 3. Humara India Credit Cooperative Society Limited, Kolkata. 4. Stars Multipurpose Cooperative Society Limited, Hyderabad.



वसुधैव कुटुम्बकम्  
ONE EARTH - ONE FAMILY - ONE FUTURE



Depositor Registration

Depositor Login

Hon'ble Supreme Court Order

How to Apply?

FAQ

User Manual

Grievance



Ministry of Cooperation | सहकारिता मंत्रालय  
Government of India | भारत सरकार



Ministry of  
Cooperation

Website

Initiatives

Videos

CRCS Website

Portal Helpline  
1800 103 6891 /  
1800 103 6893

Since its formation, Ministry of Cooperation has taken number of initiatives to strengthen the cooperative movement in the country and to protect the interests of the members of the cooperatives.

As a part of these initiatives and to address the grievances of genuine members/depositors of Sahara Group of Cooperative



Shri Narendra Modi  
Prime Minister

# Depositor Registration Process

भारत सरकार GOVERNMENT OF INDIA

English Hindi



**CRCS - SAHARA REFUND PORTAL**

( For Refunding Depositors of Sahara Group of Cooperative Societies )

1. Sahara Credit Cooperative Society Limited, Lucknow. 2. Saharayan Universal Multipurpose Society Limited, Bhopal. 3. Humara India Credit Cooperative Society Limited, Kolkata 4. Stars Multipurpose Cooperative Society Limited, Hyderabad.



संयुक्त कुटुंबम्  
ONE EARTH - ONE FAMILY - ONE FUTURE



**Depositor Registration**

Depositor Login

Hon'ble Supreme Court Order

How to Apply?

FAQ

User Manual

Grievance

**Click on  
Depositor  
Registration**



Ministry of Cooperation | सहकारिता मंत्रालय  
Government of India | भारत सरकार



Ministry of  
Cooperation

Website

Initiatives

Videos

CRCS Website

Portal Helpline  
1800 103 6891 /  
1800 103 6893

Since its formation, Ministry of Cooperation has taken number of initiatives to strengthen the cooperative movement in the country and to protect the interests of the members of the cooperatives.



**Shri Narendra Modi**  
Prime Minister

<https://mocrefund.crccs.gov.in/Depositor/Register> and to address the grievances of genuine members/depositors of Sahara Group of Cooperative

**Step 1** → **For Depositor Registration, you need to enter 12 digit Membership Number, last 4 digit Aadhaar Number, 10 digit Aadhaar linked Mobile Number, captcha and press on “Get OTP”.**

भारत सरकार GOVERNMENT OF INDIA English Hindi

**CRCS - SAHARA REFUND PORTAL**  
(For Refunding Depositors of Sahara Group of Credit Cooperative Societies)  
1. Sahara Credit Cooperative Society Limited, Lucknow. 2. Saharayan Universal Multipurpose Society Limited, Bhopal. 3. Humara India Credit Cooperative Society Limited, Kolkata. 4. Stars Multipurpose Cooperative Society Limited, Hyderabad.

[Depositor Registration](#) | [Depositor Login](#) | [Hon'ble Supreme Court Order](#) | [How to Apply?](#) | [FAQ](#) | [User Manual](#)

### Depositor Registration

\*Aadhaar Number (Last 4 Digit)


\*Aadhaar Linked Mobile Number

**Enter 4 digit Aadhaar Number**

**Enter 10 digit Mobile Number**

**Step 2 → Enter the OTP received on Aadhaar linked Mobile Number and complete the Registration process.**

भारत सरकार GOVERNMENT OF INDIA

 **CRCS - SAHARA REFUND PORTAL**  
( For Refunding Depositors of Sahara Group of Credit Cooperative Societies )  
1. Sahara Credit Cooperative Society Limited, Lucknow. 2. Saharayan Universal Multipurpose Society Limited, Bhopal. 3. Huma

[Depositor Registration](#) | [Depositor Login](#) | [Hon'ble Supreme Court Or](#)

### Depositor Registration

\* Aadhaar Number (Last 4 Digit)

\* Aadhaar Linked Mobile Number

Enter OTP

**Enter the OTP received on Aadhaar linked Mobile Number and complete the Registration process.**

# Depositor Login Process

भारत सरकार GOVERNMENT OF INDIA

**CRCS - SAHARA REFUND PORTAL**  
(For Refunding Depositors of Sahara Group of Cooperative Societies)  
1. Sahara Credit Cooperative Society Limited, Lucknow. 2. Saharayan Universal Multipurpose Society Limited, Bhopal. 3. Humara India Credit Cooperative Society Limited, Kolkata 4. Stars Multipurpose Cooperative Society Limited, Hyderabad.

Ministry of Cooperation

Website  
Initiatives  
Videos

**CRCS Website**

Portal Helpline  
1800 103 6891 /  
1800 103 6893

Shri Narendra Modi  
Prime Minister

Depositor Registration | **Depositor Login** | Hon'ble Supreme Court Order | How to Apply? | FAQ | User Manual | Grievance

Ministry of Cooperation | सहकारिता मंत्रालय  
Government of India | भारत सरकार

Since its formation, Ministry of Cooperation has taken number of initiatives to strengthen the cooperative movement in the country and to protect the interests of the members of the cooperatives.

<https://mocrefund.crccs.gov.in/Depositor/Login> and to address the grievances of genuine members/depositors of Sahara Group of Cooperative



**Step 1** → **On Depositor Login Screen, enter last 4 digit Aadhaar Number, 10 digit Aadhaar linked Mobile Number, captcha and press on “Get OTP”.**

भारत सरकार GOVERNMENT OF INDIA



**CRCS - SAHARA REFUND PORTAL**

( For Refunding Depositors of Sahara Group of Credit Cooperative Societies )

1. Sahara Credit Cooperative Society Limited, Lucknow. 2. Saharayan Universal Multipurpose Society Limited, Bhopal. 3. Humara India Cre



**Depositor Registration**

**Depositor Login**

**Hon'ble Supreme Court Order**

### Depositor Log in

\* Aadhaar Number (Last 4 Digit)

**Enter last 4 digit Aadhaar  
No**

\* Aadhaar Linked Mobile Number

**Enter 10 digit Aadhaar linked  
Mobile No**

Get OTP



**Step 2**  **Enter the OTP received on Aadhaar linked Mobile Number.**




The screenshot shows a web interface for "Depositor Log in". At the top, there is a dark blue header with a home icon, the text "Welcome", and a "Logout" link. The main content area is white and contains the following elements:

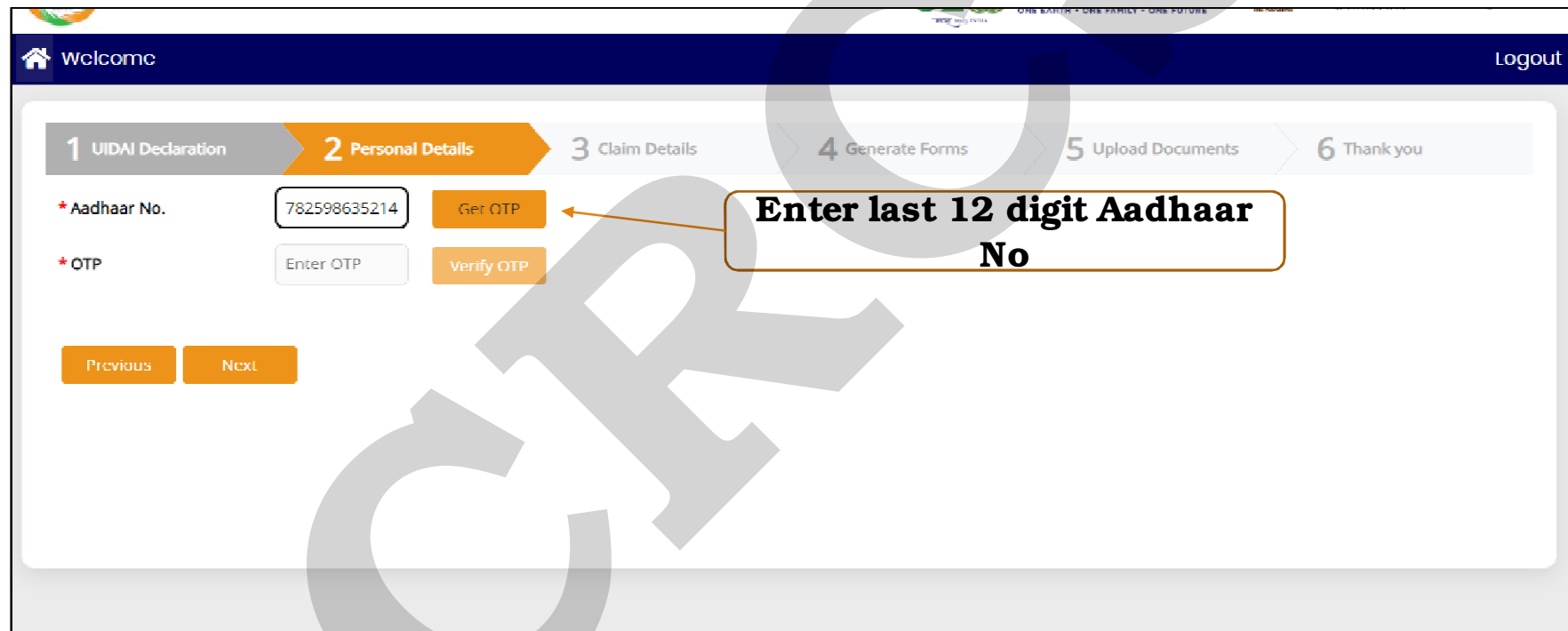
- Depositor Log in** (Section Header)
- \*Aadhaar Number(Last 4 Digit)**: A text input field containing "1234".
- \*Aadhaar linked mobile number**: A text input field containing "7045437090".
- Resend OTP**: A red button.
- \*Enter OTP**: A text input field.
- Verify OTP**: A blue button.

At the bottom of the page, there is a dark grey footer with the text: "Ministry of Cooperation, Government of India. All rights reserved. © 2023 All rights reserved. | Privacy Policy".

**Step 3** → **Once Depositor Logged in, Depositor will see Aadhaar Consent Screen. Move to next Page after Accepting the terms and conditions by clicking on “I Agree” button.**

The screenshot shows a web interface with a dark blue header containing a home icon, the text "Welcome", and a "Logout" link. Below the header is a horizontal progress bar with six steps: 1. UIDAI Declaration (highlighted in orange), 2. Personal Details, 3. Claim Details, 4. Generate Forms, 5. Upload Documents, and 6. Thank you. The main content area is titled "Depositor Consent for using Aadhaar Data". It contains a text box with the following text: "I, hereby provide my consent for the use of my Aadhaar number and personal information for the purpose of electronic Know Your Customer (eKYC) verification. By providing this consent, I acknowledge and agree to the following: Purpose: I understand that the purpose of Aadhaar eKYC is to verify and authenticate my Identity electronically for availing services or establishing a business relationship with the concerned organization/entity. Information Collection: I authorize the collection of my Aadhaar number and related personal information, such as name, date of birth, gender, and address, for the purpose of eKYC verification." Below the text box, there is a checkbox labeled "Terms and conditions" which is checked, and an orange "I Agree" button. A callout box with a white background and orange border points to the "I Agree" button with the text "Click on I Agree button". At the bottom left, there is an orange "Next" button.

**Step 4**  **On Personal Details Screen, enter 12 Digit Aadhaar Number and click on “Get OTP”. Depositor will receive OTP on Aadhaar linked Mobile Number.**



Welcome Logout

1 UIDAI Declaration **2 Personal Details** 3 Claim Details 4 Generate Forms 5 Upload Documents 6 Thank you

\* Aadhaar No.   **Enter last 12 digit Aadhaar No**

\* OTP

**Step 5** → **Enter OTP and press on Verify OTP.**

Welcome | Grievance | Logout

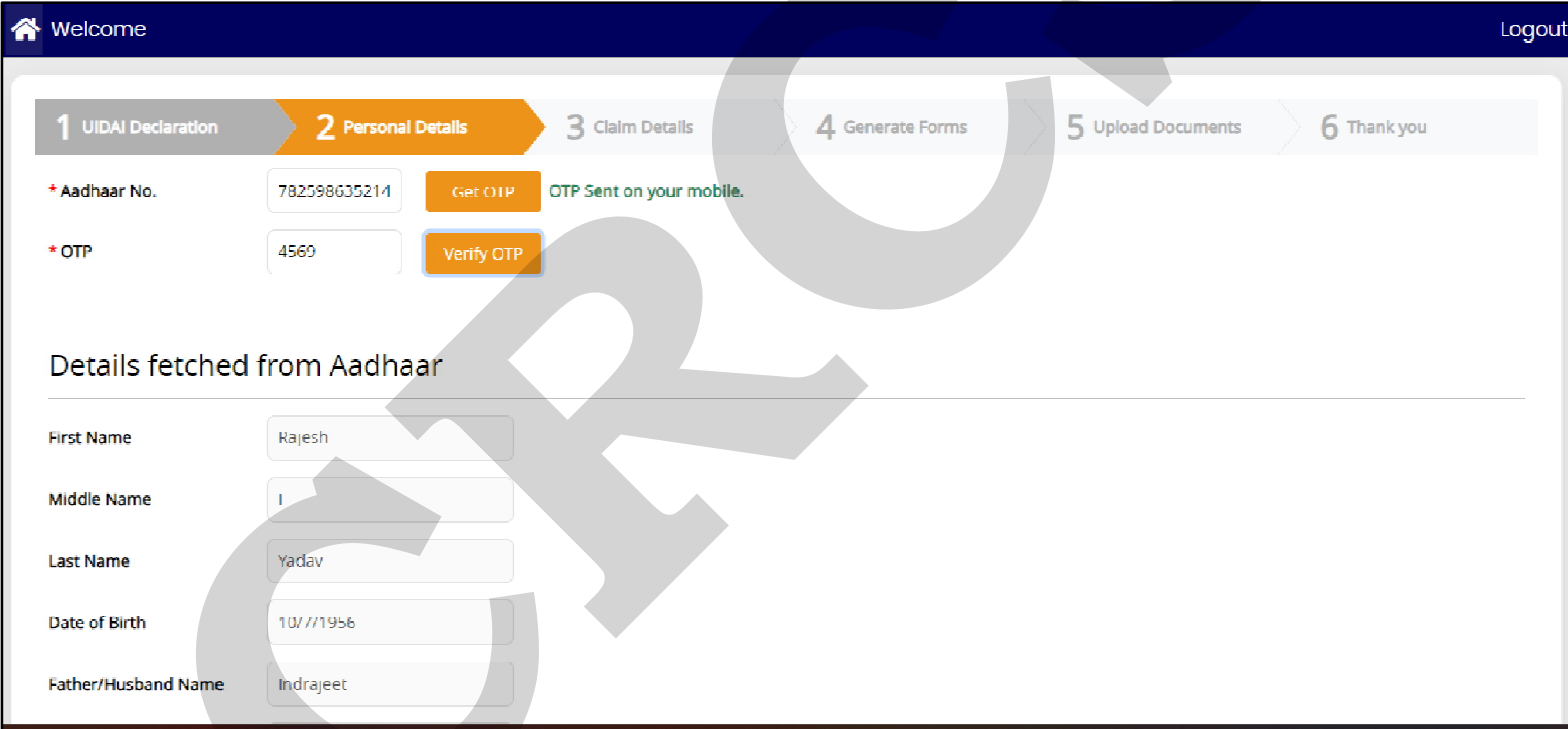
1 UIDAI Declaration | **2 Personal Details** | 3 Claim Details | 4 Generate Forms | 5 Upload Documents | 6 Acknowledgement & Receipt

\* Aadhaar No: 691844685461 | Get OTP | OTP sent on your aadhaar linked mobile number.

\* OTP: Enter OTP | Verify OTP

**Enter OTP and click on verify**

**Step 6** ➡ **After Verifying OTP, the system displays the Aadhaar user details like First Name, Middle Name, Last Name, Date of Birth, Father/Husband Name.**



Welcome Logout

1 UIDAI Declaration **2 Personal Details** 3 Claim Details 4 Generate Forms 5 Upload Documents 6 Thank you

\* Aadhaar No. 782598635214  OTP Sent on your mobile.

\* OTP 4569

Details fetched from Aadhaar

First Name Rajesh

Middle Name I

Last Name Yadav

Date of Birth 10/11/1956

Father/Husband Name Indrajeet

**Step 7**  **Also user can enter Email then click on “Save Email” and press “Next” button.**

---



The screenshot displays a form with the following elements:

- An input field labeled "Email (optional)" containing the text "rajesh@gmail.com".
- An orange button labeled "Save Email".
- A green message: "Personal details saved successfully!".
- Two orange buttons: "Previous" and "Next".

Callout boxes provide instructions:

- One box points to the "Save Email" button with the text: "Enter Email (Optional) and click on Save Email".
- Another box points to the "Next" button with the text: "Click on Next".

**Step 8** → **Depositor will enter details as displayed on the screen.**

Welcome

1 UIDAI Declaration 2 Personal Details 3 Claim Details 4 Generate Forms 5 Upload Documents

\* Society Name Select Society

Membership Number Enter Membership No.

Account Number Enter Account Number

Receipt Number Enter Receipt Number

Certificate/Passbook No. 0

\* Account Opening Date DD-MM-YYYY

\* Deposit/Contribution Amount Deposited Amount

Any partial payment received?

Have you taken loan from Society?

Upload Deposit Certificate Choose File No files chosen

Please upload only image(.png, .jpg, .jpeg, .jpg2) file Or PDF.  
File size must be lesser than or equal to 200KB.

Add Claim

Please enter details as displayed

**Step 9**  Click on “Add Claim” Button and Depositor will see all details in the below grid. Here, Depositor will be able to add multiple Claim Details.

Have you taken loan from Society?

\* Upload Deposit Certificate  No file chosen

Please upload only image(.png, .jpg, .jpeg, .jpg2) file Or PDF.  
File size must be lesser than 3MB.

**Claim added successfully!**

Sr.	Society Name	Scheme Code	Membership No.	Account No.	Certificate	Deposit Date	Deposit ₹	Deposit Partially Received ₹	Loan ₹	Loan Repaid ₹	Action
1		SUPER BB-36 (SUMSL)	916986000134	16986600900	85000782866	03-03-2021	87000.00	0.00	0.00	0.00	<a href="#">Edit</a>   <a href="#">Delete</a>

Ministry of Cooperation, Government of India. All rights reserved.

**Claim details displayed here**



**Step 10** → **Once all Claim details are entered, Generate Prefilled Claim Request Form.**

*“Please ensure that all claims have been entered, before generating forms. After which Depositor will not be able to make any changes or make additional claims.”*

Welcome Logout

1 UIDAI Declaration 2 Personal Details 3 Claim Details **4 Generate Forms** 5 Upload Documents 6 Thank you

Please download below documents

Please ensure that all claims have been entered, before generating forms. After which you will not be able to make any changes or make additional claims.

[\\* Generate Claim Request form](#)

Previous Next

**Step 11**  **Affix the recent photograph and duly sign across the photo as well as the Claim form.**

Claim Request Date: 10-07-2023

Dear Sir/Madam,

I, Full Name: Rajesh Rajesh Rajesh

Father/Husband Name: Indrajeet

Address: \_\_\_\_\_

Date of Birth: 06-01-1976, do hereby apply for a claim against my deposit(s) contribution(s) amount which is to be credited to my following Bank -

Bank Name: \_\_\_\_\_

Following are my deposit details:

Claim No.	Society Code	Scheme Code	Membership No.	Account No.	Receipt No.	Certificate/Passbook No.	Account Opening Date	Deposit/Contribution Amount ₹	Deposit Partially Repaid ₹	Loan Amt ₹	Loan Repaid ₹
432	SCCSL	STAR TWO-SUMSL	924196000929	24196800346		0	01-01-0001	5000000.00	500000.00	250000.00	25555.00

**DECLARATION**

1. Rajesh Rajesh Rajesh, hereby declare that I am a genuine depositor/member of Sahara Credit Cooperative Society Limited - Lucknow, Society Ltd. and have made legitimate deposits in this Society as per the details given above in this application form. I have given details of all the deposits made by me in the above Societies in all the Schemes. The aforesaid information given above is true and correct to the best of my knowledge and belief and I have provided true proof of my deposit and claim. The said deposit(s) were made by me in the Sahara Credit Cooperative Society Limited - Lucknow, Society Ltd. out of my legitimate income before 22.03.2022 in case of Sahara Credit Cooperative Society Ltd., Lucknow, Saharany Universal Multipurpose Society Ltd., Bhopal and Hamara India Credit Cooperative Society Ltd., Kolkata and before 29.03.2023 in case of Stars Multipurpose Cooperative Society Ltd., Hyderabad and in compliance with relevant Income Tax Laws.

2. If any of the information given by me in the above application form is subsequently proven to be incorrect or false, I hereby undertake to return the refunded amount along with the applicable interest to 'Sahara-CRCS Refund Account' and indemnify the 'Sahara CRCS Refund Account' to the said extent. I shall also not pursue the claim in other forum to the extent it is settled by the 'Sahara-CRCS Refund Account'.

3. Further, I shall also be liable for any civil or criminal action in accordance with law, in case of any falsehood or misrepresentation.


Date: 10-07-2023 Signature of Depositor:.....

Place:..... Name of Depositor: Rajesh Rajesh Rajesh

Mobile No: \_\_\_\_\_

**Affix photo here & sign across the photo**

**Signature of Depositor**

**Step 12**  **On the “Upload Documents” Screen, upload the Claim Form and PAN Card copy. (PAN Card is mandatory, if Claim Amount is Rs.50,000 or above.)**

**Note: Size limit for Signed Claim request form with affixed photograph and PAN Card is 2MB and 50KB respectively.**

1 UIDAI Declaration 2 Personal Details 3 Claim Details 4 Generate Forms 5 Upload Documents 6 Thank you

Please upload below documents

\* Claim Application Form Choose File Gener...31.pdf Preview

\* Enter PAN No ABCDE1234F

\* Upload PAN Copy Choose File Gener...01.pdf Preview

Upload Documents Upload

Previous Next

Ministry of Cooperation, Government of India. All rights reserved.

**Upload Claim Application Form**

**Upload PAN Card copy & click on Next**

**Step 13** → **Thank you Page will display with a Claim Request Number. Kindly note the Claim Request Number for future reference.**

भारत सरकार GOVERNMENT OF INDIA

English Hindi



**CRCS - SAHARA REFUND PORTAL**

( For Refunding Depositors of Sahara Group of Credit Cooperative Societies )

1. Sahara Credit Cooperative Society Limited, Lucknow. 2. Saharayan Universal Multipurpose Society Limited, Bhopal. 3. Humara India Credit Cooperative Society Limited, Kolkata. 4. Stars Multipurpose Cooperative Society Limited, Hyderabad.



ONE EARTH • ONE FAMILY • ONE FUTURE

कर्मणो भवतु धर्मम्



आजादी का अमृत महोत्सव



Welcome

Grievance

Logout

1 UIDAI Declaration

2 Personal Details

3 Claim Details

4 Generate Forms

5 Upload Documents

6 Acknowledgement & Receipt

**Thank you !**

Your Claim has been successfully received for Processing. Kindly note the following for future reference.

- Claim Date: 17-Jul-2023
- Claim Acknowledgement No: 23071700000342

An acknowledgement SMS is also sent to your Aadhaar Linked Mobile Number. Your claim will be processed in the next 45 days upon verification by respective Sahara Societies and approved by CRCS. The approved claim Amount will be directly paid into your Bank Account directly.

Exit